



KS1 SATs Meeting





Outline

- What are SATs?
- An outline of the tests
- Looking at the tests more closely
- The results
- What can you do to help?



What are SATs?

- SATs are Statutory Assessment Tests which children must complete in Year 2 and Year 6.
- The children will complete tests for Reading, GPS and Mathematics.
- This year the SATs test the new National Curriculum- this is more rigorous and sets higher expectations upon children than the previous curriculum.
- In KS1 the test supports the teacher assessments.
- The SATs take place throughout the month of May.

Tests

Assessment Area			
Reading	Paper 1 20 marks Approx. 30 minutes	and	Paper 2 20 marks Approx. 30 minutes
GPS	Paper 1 Spelling Test 20 marks Approx. 15 minutes	and	Paper 2 Grammar & Punctuation 20 marks Approx. 20 minutes
Maths	Paper 1 Arithmetic <i>25 marks</i> Approx. 25 minutes	and	Paper 2 Reasoning 35 marks Approx. 35 minutes

Reading Test

- Paper 1 is easier than Paper 2- in Paper 1 the questions are under each short section of text, whilst in paper 2 the text is in a separate booklet to the questions.
- The texts will cover a range of poetry, fiction and non-fiction.
- Questions are designed to assess the comprehension and understanding of a child's reading.
- Some questions are multiple choice or selected response, others require short answers and some require an extended response or explanation.

The children must read these independently.

Paper 1

"Where are we going?" Monster asked nervously.

"To that island," said Frog, pointing towards a tiny spot on the horizon.

"It's a long way," said Monster. "I don't think I like boats."

Monster was beginning to feel seasick.



8 What could Frog see on the horizon?

Tick **one**.

a boat

the sun

an island

a beach

9 Find and copy **one** word which tells you that Monster was not feeling well in the boat.



Paper 2



The Blackbird and his Wife

Once upon a time there lived a blackbird and his wife. They sang so sweetly that everyone passing beneath the tree would stop and listen. It was the most beautiful music; it was as though gold and silver rain were falling into your ears.

One day the king was passing and he heard the two birds singing. He said to his servants, "Catch those birds! I will keep them in a silver cage and they will sing to me." So the servants set a trap, but they only caught one of the birds: the blackbird's wife. They put her into a silver cage and hung her over the king's bed. But she was so sad that she wouldn't sing at all.

As for the blackbird, when he saw that his wife had been trapped, he was angry. He took a sharp thorn for a sword and took half a walnut shell and wore it as a helmet. With the other half, he made himself a little drum. Soon he was marching towards the palace, beating the drum: rat-tat-tat.

Questions 1 – 8 are about
The Blackbird and his Wife (pages 4 – 7)

- 1 Why did the king want to have the blackbirds?
_____ (page 4)
- 2 Why was the blackbird's wife sad?
_____ (page 4)
- 3 What instrument did the blackbird play on the way to the palace?
_____ (page 4)
- 4 The king treated the animals badly.
a) What had the king done to the fox?

b) What had the king done to the ants?
_____ (page 5)



Reading Test Questions

(page 4)

1 Why did the king want to have the blackbirds?



Inference

(page 4)

2 Why was the blackbird's wife sad?



(page 7)

8 **Find** and **copy two** words that describe how scared the king was.

1. _____

2. _____



Word Meanings

GPS Tests

- GPS stands for Grammar, Punctuation and Spelling.
- **Paper 1 is a spelling test.** It consists of 20 words the children need to spell, read by the teacher, in the context of a sentence.

2. Yesterday it was very _____.

3. I had a big smile on my _____.

4. There was a large _____ of children at the party.

5. You pick things up with your _____.

6. The _____ in the box are different colours.

7. Our new _____ is black with white paws.

8. I _____ my friend for her help.



GPS Tests

Paper 2 is a grammar and punctuation test. It consists of a range of question styles.

Year 2 English Grammar and Punctuation Test 1

4. Tick the correct word to complete the sentence below.

I really don't like washing my face _____ I have to do it.

Tick **one**.

or

and

but

2

1 mark



9. **Draw lines** to match the groups of words that have the same meaning.
One has been done for you

I will

it's

you have

I'll

it is

didn't

did not

you've



1 mark



Maths Tests

Children will sit two tests: Paper 1 and Paper 2:

- Paper 1 is for arithmetic, lasting approximately 25 minutes and worth 25 marks. It covers calculation methods for all operations. No resources can be used, e.g. no number square, number line, etc.
- Paper 2 covers problem solving, reasoning and mathematical fluency, lasts for approximately 35 minutes and is worth 35 marks. The only resource the children can use is a 30cm ruler.
- Pupils will still require calculation skills and questions will be varied including multiple choice, matching, true/false, completing a chart or table or drawing a shape. Some questions will also require children to show or explain their working out.

Maths Paper 1: Arithmetic

15

$3 \times 3 = \boxed{}$



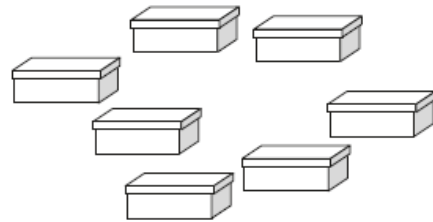
16

$12 \div 2 = \boxed{}$



Maths Paper 2: Reasoning

7



Sita puts **2** shoes in each of these boxes.

How many shoes are there altogether?

 shoes

8

Complete the table.

words	digits
thirty-eight	38
	40
ninety-four	



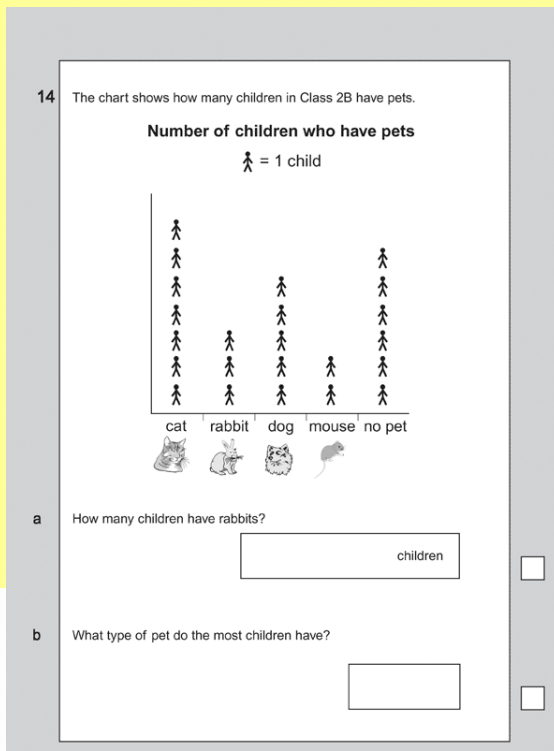
The Results

- Results are reported to the LEA.
- A teacher assessment will be given on yearly reports.



What can you do to help?

Look at the sample tests with your child. Practise similar style questions. Note any areas your child finds difficult and focus on these.



6. What do you need to do before you press the handle down?

- Put the toast on the plate. Spread the butter on the toast.
- Wait until the toast is done. Put the toast in the toaster.

7. What should you do with the butter?

8. What is the last thing you should do?

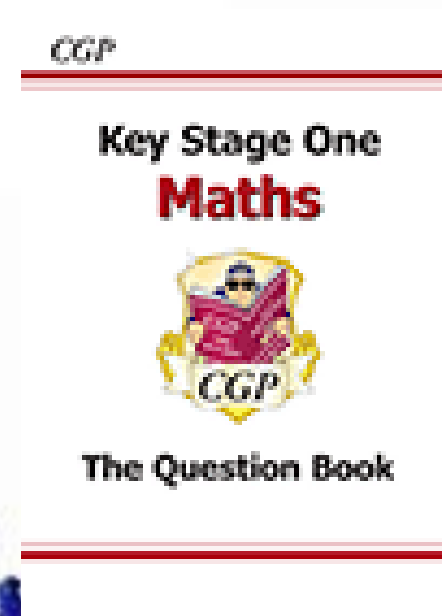
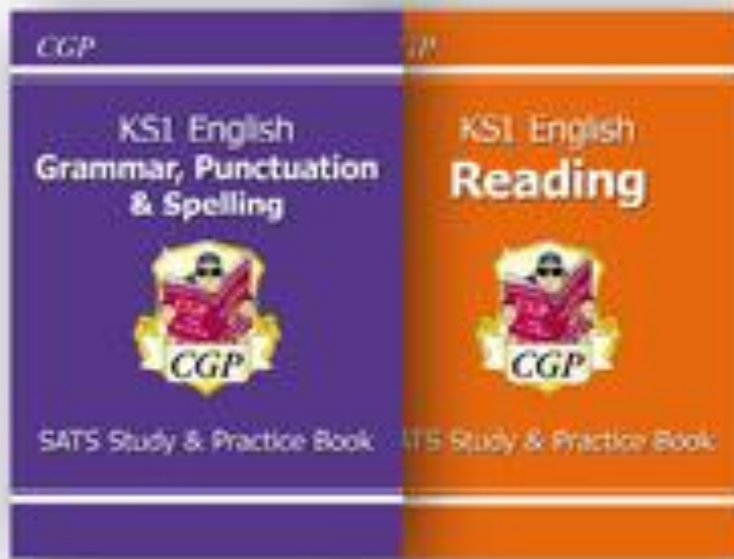
- Put two slices of bread into the toaster. Press the handle down.
- Enjoy the delicious hot buttered toast. Put the toast on a plate.

8. Why do you think each instruction has a number?

- To tell you how to make toast. To tell you what you need.
- To tell you in which order to do things. To help you to remember what to do.



CGP booklets

For further practise, order the CGP study books to work through with your child.



Rising Star & Collins booklets

Achieve Revision and Practice Questions books to help your child prepare for the tests


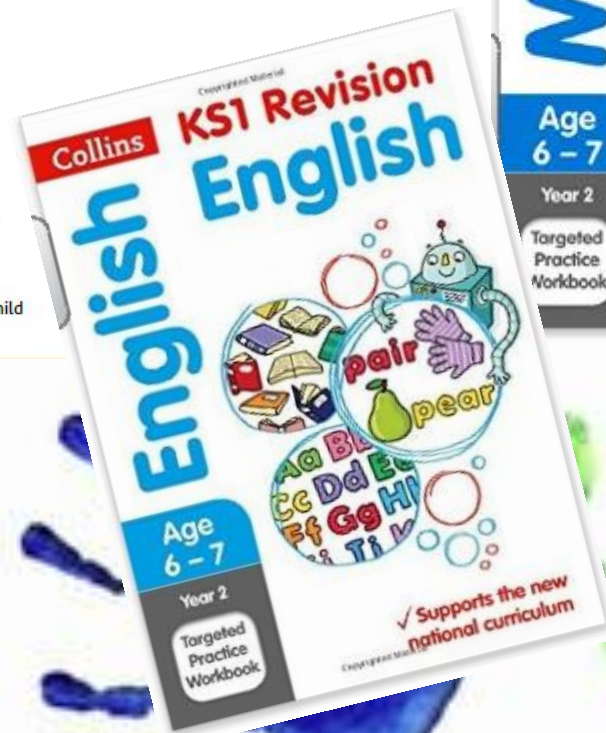


Achieve's Revision and Practice Questions books are the most up-to-date revision materials available.

They are the only workbooks that show children how to answer National Test-style questions using a unique step-by-step flowchart approach.

Each topic contains plenty of practice questions to help build your child's confidence.

The workbooks will also provide a structure for parents and carers so that you can help your child revise the content that will be tested.



What else can you do to help?

- First and foremost, support and reassure your child that there is nothing to worry about and that they should always just try their best. Praise and encourage!
- Ensure your child has the best possible attendance at school.
- Support your child with any homework tasks.
- Reading, spelling and arithmetic (e.g. times tables) are always good to practise.
- Talk to your child about what they have learnt at school and what book(s) they are reading (the character, the plot, their opinion).
- Make sure your child has a good sleep and healthy breakfast every morning!



Thank you for your time

